



District Report Card: 2017


State: Andhra Pradesh	District: East Godavari
Class: 8	Subject: Language
Schools: 51	Students: 1333


Participation/Coverage


Students

<div>GENDER</div> <div></div>	Boys		Girls	
	Number	%	Number	%
	556	41.71	777	58.29

<div>AREA</div> <div></div>	Rural		Urban	
	Number	%	Number	%
	1157	86.80	176	13.20

<div>CATEGORY</div> <div></div>	SC		ST		OBC		GEN	
	Number	%	Number	%	Number	%	Number	%
	358	26.86	113	8.48	560	42.01	302	22.66

<div>CWSN</div> <div></div>	LD	VI	HI	S&LD	ID	Oth
	0	0	5	0	2	30

<div>Management</div> <div></div>	Government		Government-aided	
	Number	%	Number	%
	1282	96.17	51	3.83

Average Performance of Students in Language (%)

Overall	Gender		Area		Management		Social Group			
	Male	Female	Rural	Urban	Govt.	Aided	SC	ST	OBC	GEN
66.65	66.73	66.60	67.61	60.38	66.73	64.71	65.94	65.90	66.18	68.65

Performance on Learning Outcomes (LOs)

Learning Outcomes	Description	Average Performance(%)
L813	Read textual/non-textual materials with comprehension and identifies the details, characters, main idea and sequence of ideas and events while reading	66.65

Range of Performance of Students who Answered Correctly							
Below 30%		30% - 50%		50% - 75%		Above 75%	
Number	%	Number	%	Number	%	Number	%
81	6.08	194	14.55	593	44.49	465	34.88

Lowest Performing Learning Outcomes (LOs)

1 - Read textual/non-textual materials with comprehension and identifies the details, characters, main idea and sequence of ideas and events while reading (66.65)